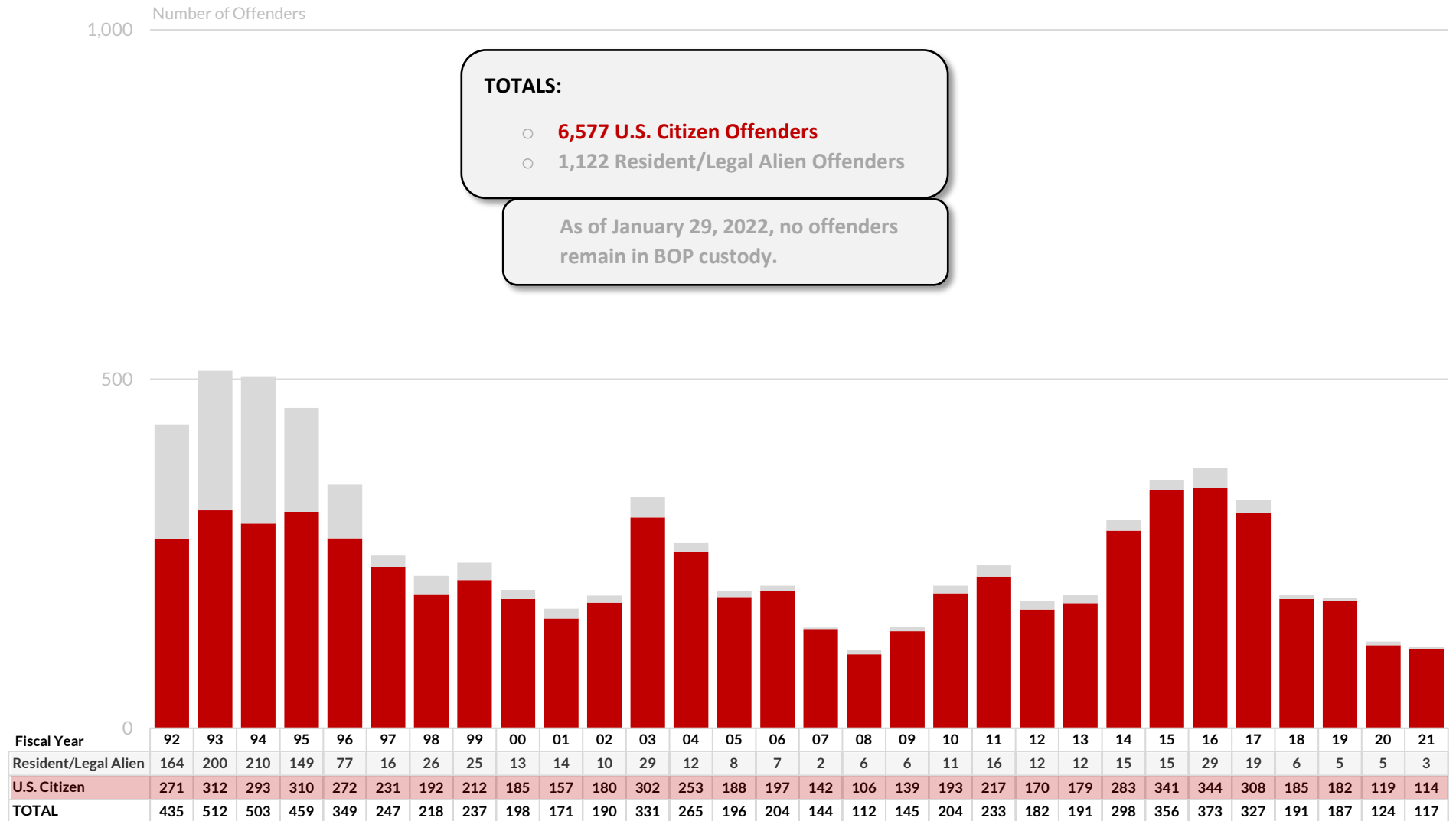


Number of Federal Offenders Convicted Only of 21 U.S.C. § 844 Involving Marijuana Fiscal Years 1992 – 2021

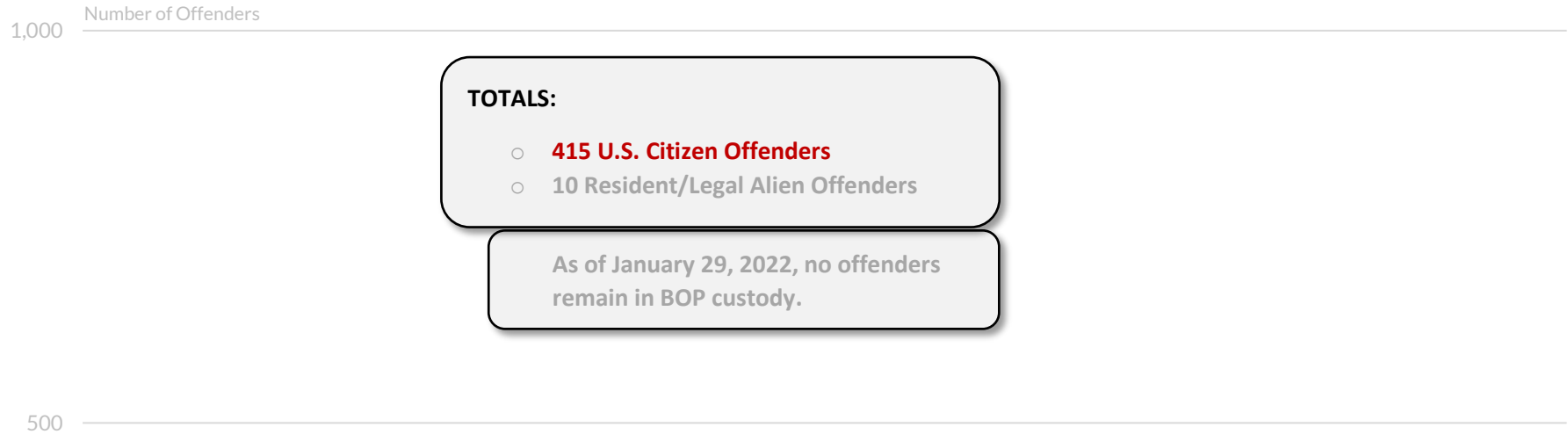
This analysis includes federal offenders whose only count or counts of conviction is 21 U.S.C. § 844,
and where the only controlled substance involved in the offense was marijuana.



A total of 2,085 cases were excluded from the three analyses in this report due to missing information relating to citizenship. Visit www.ussc.gov for more federal sentencing information.
SOURCE: U.S. Sentencing Commission, 1992 - 2021 Datafiles, USSCFY92 - USSCFY21.

Number of Federal Offenders Convicted Only of 21 U.S.C. § 844 Involving Marijuana and Other Drugs Fiscal Years 1992 – 2021

This analysis includes federal offenders whose only count or counts of conviction is 21 U.S.C. § 844 and where the offense involved multiple controlled substances, at least one of which is marijuana.




Fiscal Year	92	93	94	95	96	97	98	99	00	01	02	03	04	05	06	07	08	09	10	11	12	13	14	15	16	17	18	19	20	21
Resident/Legal Alien	3	0	0	2	0	0	0	0	1	0	0	0	2	0	0	0	0	0	0	1	0	0	0	0	0	1	0	0	0	
U.S. Citizen	13	19	5	12	10	13	11	17	5	8	13	12	19	16	19	16	21	15	11	20	15	9	13	14	17	14	21	17	13	7
TOTAL	16	19	5	14	10	13	11	17	6	8	13	12	21	16	19	16	21	15	11	21	15	9	13	14	17	15	21	17	13	7

A total of 2,085 cases were excluded from the three analyses in this report due to missing information relating to citizenship. Visit www.ussc.gov for more federal sentencing information.
SOURCE: U.S. Sentencing Commission, 1992 - 2021 Datafiles, USSCFY92 - USSCFY21.

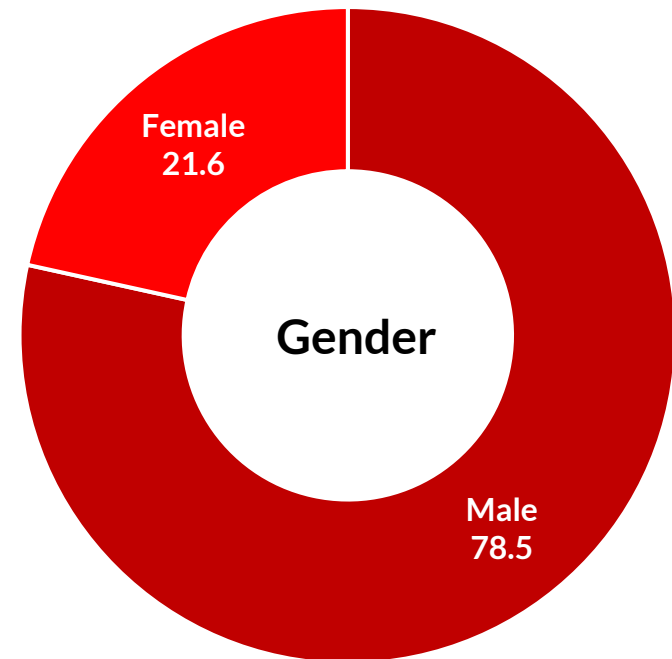
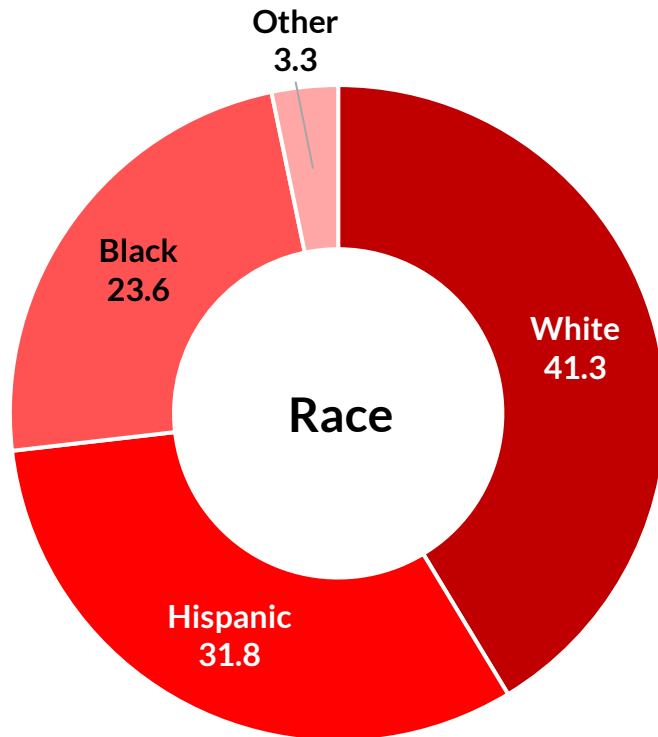
Number of Federal Offenders Convicted of 21 U.S.C. § 844 Involving Only Marijuana Who Also Have Other Convictions *Fiscal Years 1992 – 2021*

This analysis includes federal offenders convicted of at least one count of 21 U.S.C. § 844 and other non-simple possession counts, but where the only controlled substance involved in the offense was marijuana.



A total of 2,085 cases were excluded from the three analyses in this report due to missing information relating to citizenship. Visit www.ussc.gov for more federal sentencing information.
SOURCE: U.S. Sentencing Commission, 1992 - 2021 Datafiles, USSCFY92 - USSCFY21.

All Federal Offenders Convicted of at Least One Count of 21 U.S.C. § 844 Involving Marijuana
Fiscal Years 1992 – 2021



A total of 2,085 cases were excluded from the three analyses in this report due to missing information relating to citizenship. Visit www.ussc.gov for more federal sentencing information.
SOURCE: U.S. Sentencing Commission, 1992 - 2021 Datafiles, USSCFY92 - USSCFY21.

**All Federal Offenders Convicted of at Least One Count of 21 U.S.C. § 844 Involving Marijuana
Fiscal Years 1992 – 2021**

	District	Number	Percent
DC Circuit	Dist of Columbia	39	0.5%
	Maine	19	0.2%
1st Circuit	Mass.	6	0.1%
	New Hampshire	11	0.1%
	Puerto Rico	1	0%
	Rhode Island	1	0%
	Conn.	10	0.1%
2nd Circuit	New York East	27	0.3%
	New York North	30	0.3%
	New York South	31	0.4%
	New York West	103	1.2%
	Vermont	13	0.2%
	Delaware	6	0.1%
3rd Circuit	New Jersey	378	4.3%
	Penn. East	15	0.2%
	Penn. Mid	26	0.3%
	Penn. West	8	0.1%
	Virgin Islands	19	0.2%
	4th Circuit	Maryland	54
NC East		199	2.3%
NC Mid		9	0.1%
NC West		37	0.4%
South Carolina		68	0.8%
Virginia East		842	9.7%
Virginia West		30	0.3%
WV North		8	0.1%
WV South		22	0.3%

	District	Number	Percent
5th Circuit	Louisian East	16	0.2%
	Louisian Middle	28	0.3%
	Louisian West	92	1.1%
	Miss. North	1	0%
	Miss. South	5	0.1%
	Texas East	21	0.2%
	Texas North	13	0.2%
	Texas South	217	2.5%
	Texas West	764	8.8%
6th Circuit	Kentucky East	41	0.5%
	Kentucky West	181	2.1%
	Michigan East	114	1.3%
	Michigan West	11	0.1%
	Ohio North	11	0.1%
	Ohio South	132	1.5%
	Tenn. East	27	0.3%
	Tenn. Mid	40	0.5%
	Tenn. West	18	0.2%
7th Circuit	Illinois Cent	4	0.1%
	Illinois North	6	0.1%
	Illinois South	1	0%
	Indiana North	15	0.2%
	Indiana South	9	0.1%
	Wisconsin East	12	0.1%
	Wisconsin West	8	0.1%

A total of 2,085 cases were excluded from the three analyses in this report due to missing information relating to citizenship. Visit www.ussc.gov for more federal sentencing information.
SOURCE: U.S. Sentencing Commission, 1992 - 2021 Datafiles, USSCFY92 - USSCFY21.

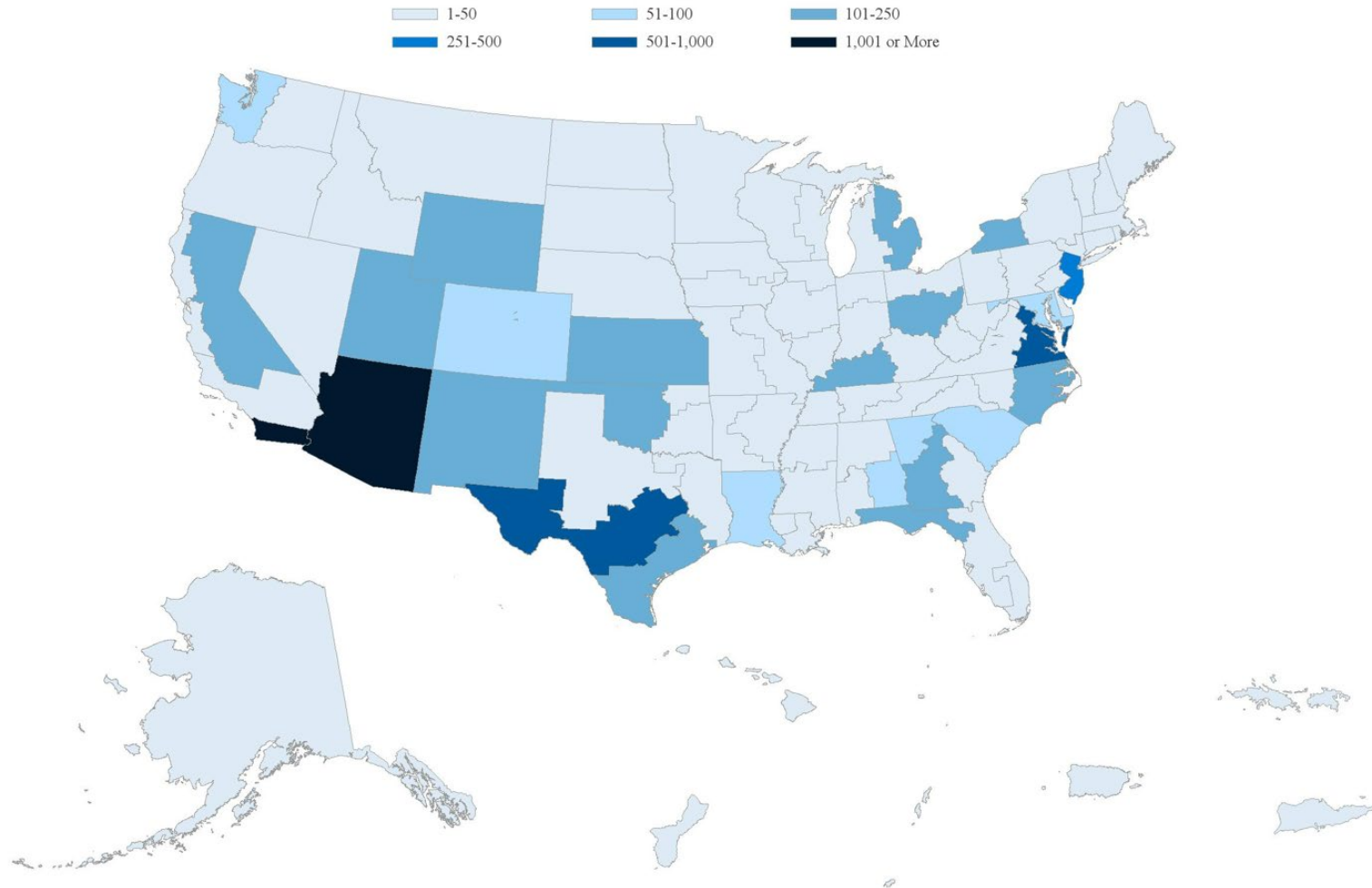
**All Federal Offenders Convicted of 21 U.S.C. § 844 Involving Marijuana for Citizens/Legal Aliens
Fiscal Years 1992 – 2021**

	District	Number	Percent	
8th Circuit	Arkansas East	15	0.2%	
	Arkansas West	12	0.1%	
	Iowa North	14	0.2%	
	Iowa South	5	0.1%	
	Minnesota	3	0%	
	Missouri East	13	0.2%	
	Missouri West	33	0.4%	
	Nebraska	5	0.1%	
	North Dakota	21	0.2%	
	South Dakota	46	0.5%	
	9th Circuit	Alaska	28	0.3%
		Arizona	1451	16.7%
		Californ Cent	29	0.3%
Californ East		172	2%	
Californ North		41	0.5%	
Californ South		1317	15.1%	
Guam		4	0.1%	
Hawaii		19	0.2%	
Idaho		11	0.1%	
Montana		21	0.2%	
Nevada		17	0.2%	
N Marian Island		2	0%	
Oregon		8	0.1%	
Wash. East		14	0.2%	
Wash. West		71	0.8%	

	District	Number	Percent
10th Circuit	Colorado	67	0.8%
	Kansas	115	1.3%
	New Mexico	180	2.1%
	Oklahoma East	2	0%
	Oklahoma North	15	0.2%
	Oklahoma West	197	2.3%
	Utah	177	2%
	Wyoming	116	1.3%
11th Circuit	Alabama Mid	84	1%
	Alabama North	34	0.4%
	Alabama South	10	0.1%
	Florida Mid	32	0.4%
	Florida North	112	1.3%
	Florida South	41	0.5%
	Georgia Mid	244	2.8%
	Georgia North	75	0.9%
Georgia South	37	0.4%	

A total of 2,085 cases were excluded from the three analyses in this report due to missing information relating to citizenship. Visit www.ussc.gov for more federal sentencing information.
SOURCE: U.S. Sentencing Commission, 1992 - 2021 Datafiles, USSCFY92 - USSCFY21.

All Federal Offenders Convicted of 21 U.S.C. § 844 Involving Marijuana for Citizens/Legal Aliens Fiscal Years 1992 – 2021



A total of 2,085 cases were excluded from the three analyses in this report due to missing information relating to citizenship. Visit www.ussc.gov for more federal sentencing information.
SOURCE: U.S. Sentencing Commission, 1992 - 2021 Datafiles, USSCFY92 - USSCFY21.